

# ESOGETIC MEDICINE

## The four rhythms and crystals

---

*Published by: Internationales Mandel-Institut  
für Esogetische Medizin, Bruchsal, Germany*

## Activating the rhythms of life

In the past I have written much about the induction therapy. In the meantime many documents have been compiled on this theme which we can refer to.

Based on our long experience with the point induction (Synapsis point), we could develop two more programs, which are applied on specific point combinations.

I want to present a new option of applying the brain rhythms, as we use them in our point treatment, together with the frequency swing of the 5th brain wave gamma on defined zones and at the same time on the body. My son Markus Wunderlich was able to implement this idea technologically and together we developed the corresponding frequencies. We found that the fourfold application on corresponding points and zones is sufficient to stimulate a reaction and regulation in the well-known therapeutic zones.

### 1. Point-Combi

Via this program the four brain rhythms beta – alpha – theta and delta are induced in a harmonious sequence of rhythms. On the way back from the deep delta levels to the beta rhythm the induction continues up to the gamma waves and ends there.

This program is intended for all correlating point combinations which we also use in colorpuncture, point induction treatments and crystal therapy. The basic idea is that in all diseases there is also a dysfunction in the brain rhythms. A new aspect is that in this program the rhythms are applied therapeutically in their natural order.

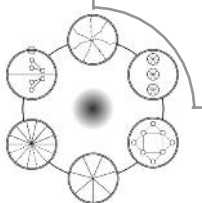
We have developed a second program which we call:

### 2. Point-Gamma

The difference with the Point-Combi program is that the Gamma Point program is aimed dominantly at the rhythm of the gamma waves. The rhythm sequence is as before but faster, and it changes halfway the program to defined gamma brain waves. This program shows very good results in long-standing disease and degeneration.

Basically both programs don't have any defined indication and they are applied via 4 selected centers (points), which are related to the complaints of the individual.

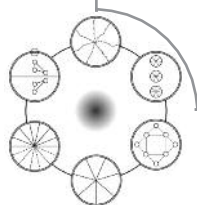
**Once again I would like to stress that there is no disease or complaint which is not accompanied by a change in the brain rhythms.**



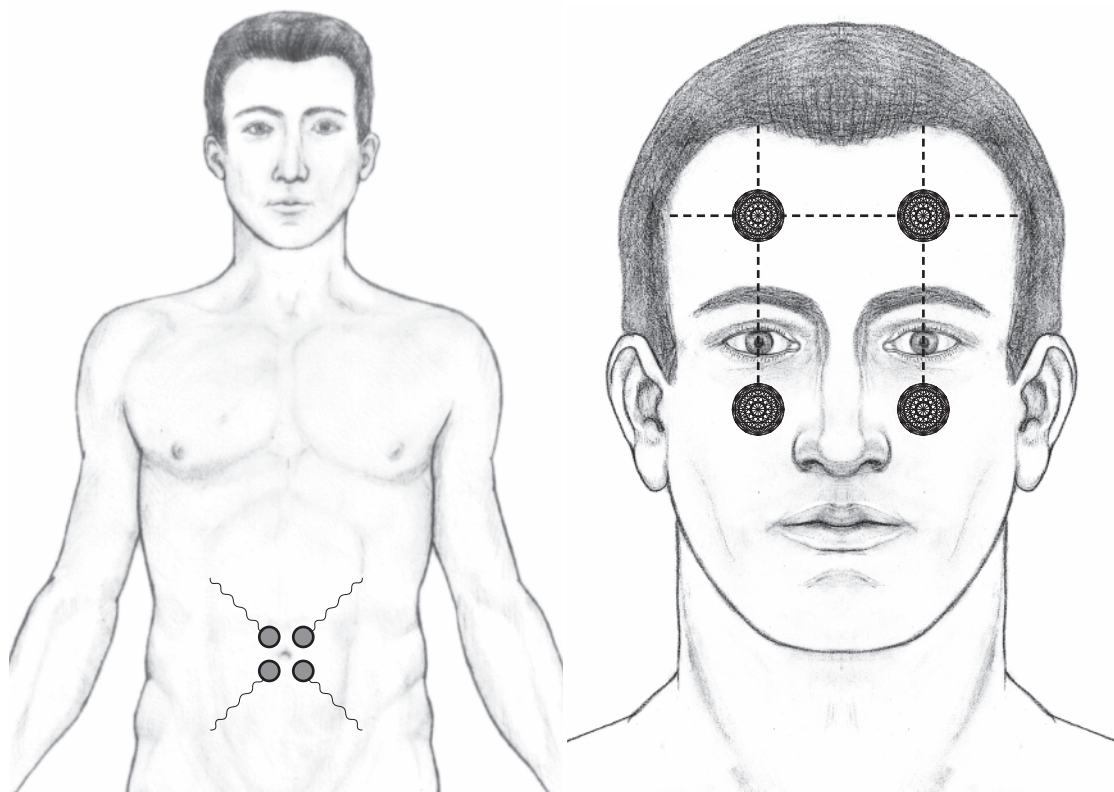
In the next part I want to give you some suggestions especially suited for therapy resistant patients.

### 1. The lymphatic principle

We know by now that the lymphatic principle plays an important role in all diseases. This system, which is of basic importance in life, is also always irritated, whenever stress on the soul or psychological level of the individual cannot be solved (e.g. fear). I also call the reactions of the lymphatic system “psychological lymphatic buffer reaction”. As in all diseases and stress the normal life rhythm has changed and as a result the wave formations of life are disturbed or have changed. We could recognize by our long experience with the brain rhythm therapy that these brain rhythms are always changed in case of sickness. The idea to combine the point frequencies of the brain waves and apply them simultaneously has proved to be most effective. The following treatment is especially suitable for patients, who have suffered long-term of a disease (e.g. rheumatism, focal toxicosis) especially if the lymphatic system is involved as well. The applications are very effective and successful. After long considerations I am now of the opinion that one should combine the simultaneous application of all known brain rhythms with the soul-spirit crystals. This amplifies the effect of the treatment enormously. Let us start with the treatment of the lymphatic rhythms which we know, in the following sequence.



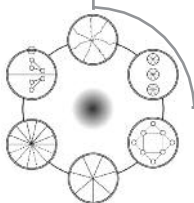
Rhythm treatment aggressive zones, simultaneous application of the soul-spirit crystals, hypothalamus points and sinus points on the head

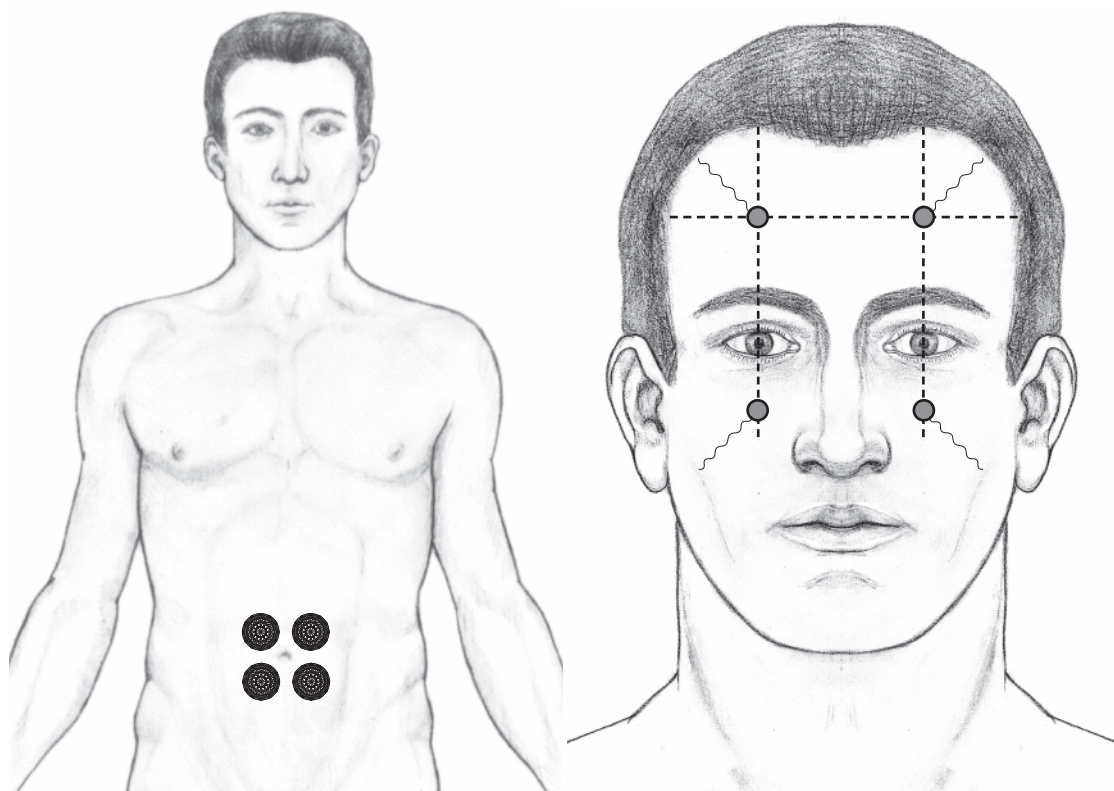


The treatment starts with applying the four electrodes of the synopsis 2 on the aggressive zones. At the same time we position the soul-spirit crystals as follows:

1. Hypothalamus point left ..... crimson
2. Sinus point right..... light green
- 3, Hypothalamus point right..... turquoise
4. Sinus point left ..... rose

When the crystals are in place, we now switch on the program Point-Combi. This program takes 10 minutes and we leave the crystals in their position for this period of time.





After this treatment we exchange the media. Now we fix the electrodes on the positions of the head and the crystals are placed on the aggressive zones.

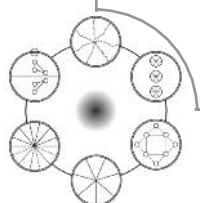
- 1. Up left..... crimson
- 2. Down right ..... light green
- 3. Up right..... turquoise
- 4. Down left..... rose

Now we switch on the program Point-Gamma on the Synapsis home 2, which also has a duration of 10 minutes.

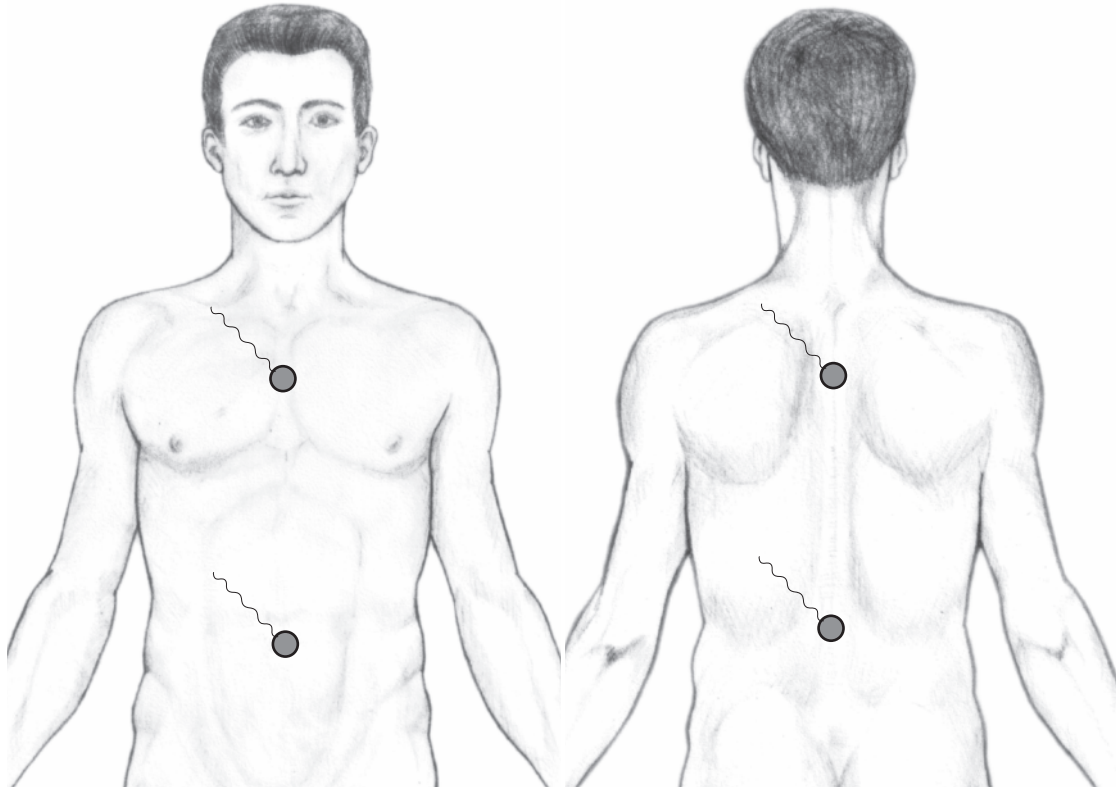
Both Point programs show an excellent performance here and all further therapeutic options we will apply in the same way, combining the rhythms with the crystals.

Reactions with this treatment occur very seldom. If we observe them, we should interrupt the treatment and proceed with the sequence.

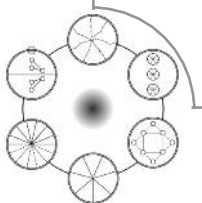
All combination treatments are excellent and take about 20 minutes. We can always add other treatments, depending on how the patient feels. Mostly, especially as a first therapy, this sequence is sufficient. We should also alert the patients to possible reactions later on. The hot liver pack is always a good remedy.



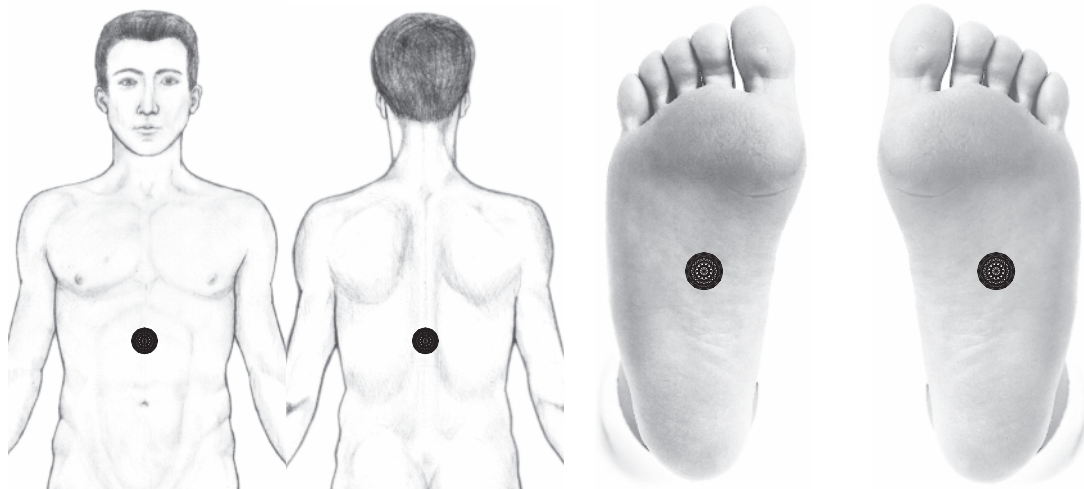
2. The four membrane fields or fields of the elements



We know the importance of the four membrane fields for the therapeutic options which are already published. From the start I connected the elements belonging to these fields with the four brain rhythms, also with the soul-spirit colors and crystals. Because “all is contained in all” the idea to link the four membrane fields with the frequencies of the brain proved to be very effective. Also because we added the gamma waves to both Point programs. The gamma waves are theoretically connected to the 5th element ether. During the induction we simultaneously position the soul-spirit crystals on Tephret in the front and on the back of the body and connect them with the positions on both soles of the feet.

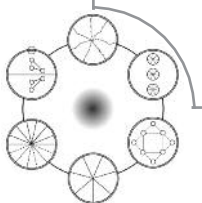






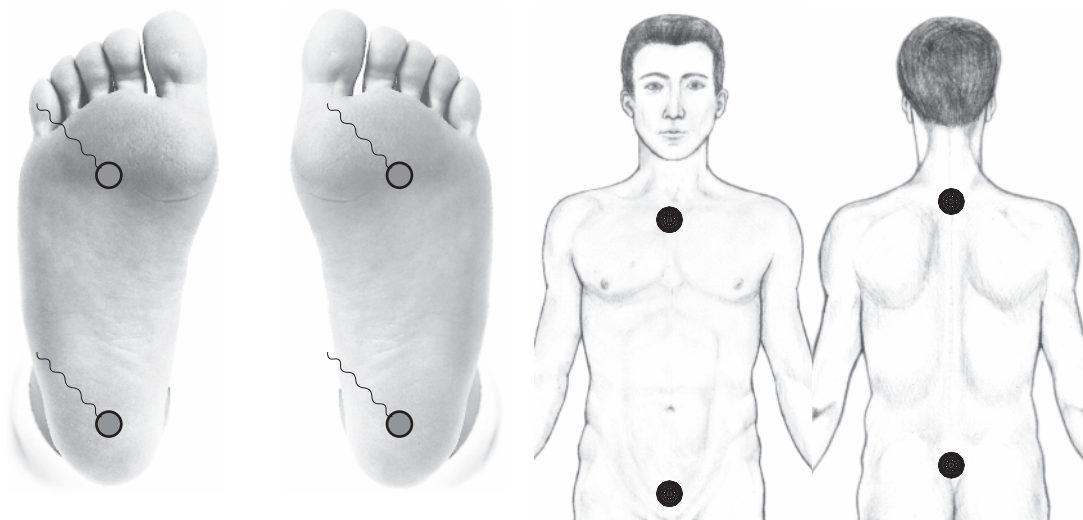
1. Tephret in the front ..... crimson
2. Middle of the sole of the right foot ..... light green
3. Tephret on the back ..... turquoise
4. Middle of the sole of the left foot ..... rose

There is no fixed indication for this treatment. We can use it as a start of a therapy, especially at the beginning when treating a therapy resistant patient. Also if diseases correspond to one of the elements it is important to use the Point programs. One starts with the Point-Combi and alternates during the next visits with the Point-Gamma program. The soul-spirit crystals always remain in the same positions.



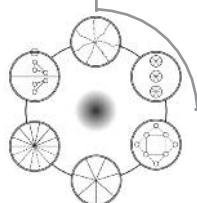
The combination center of Daath and Yesod, on body and soles of the feet

Program Point-Combi on the positions of the soles of the feet and the soul-spirit crystals on the zones in the front and the back of the body



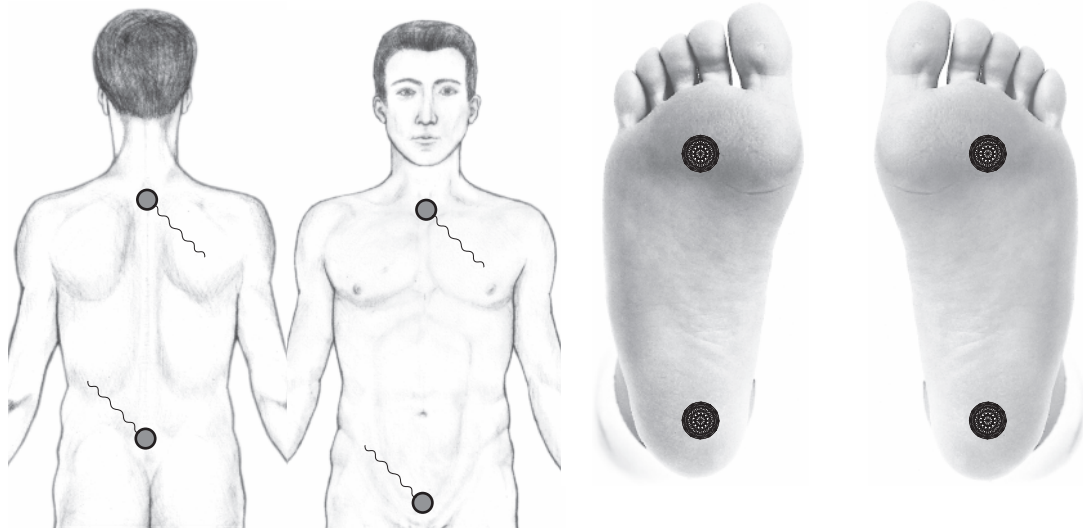
The sephirot Daath and Yesod belong to the barriers in the life of an individual. We can find them in so many diseases and at the beginning of all stress symptoms. The assigned indications of the sephirot can already prove this. They lie on the pillar of mercy and are responsible for the transfer of information from above to below and vice versa. The middle of our body (solar plexus – Tepheret) depends on the reflection of harmonic information from both sephirot (Daath and Yesod). This transfer is blocked in many diseased persons. Therefore – and if the indications point it out - we should apply both Point programs before giving other treatments. First we treat the positions on the feet with the Point-Combi and simultaneously place the soul-spirit crystals on the positions of the body.

- 1. Daath ..... crimson
- 2. Yesod on the back ..... light green
- 3. Daath on the back ..... turquoise
- 4. Yesod in the front ..... rose





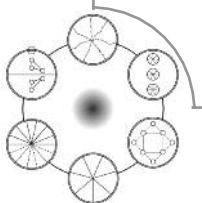
Program Point-Gamma on the positions of the body and the soul-spirit crystals on the zones of the sephiroth on the soles of both feet



Straight after this treatment we exchange the positions and treat the sephiroth of the body with the Point-Gamma. At the same time we position the soul-spirit crystals on the feet.

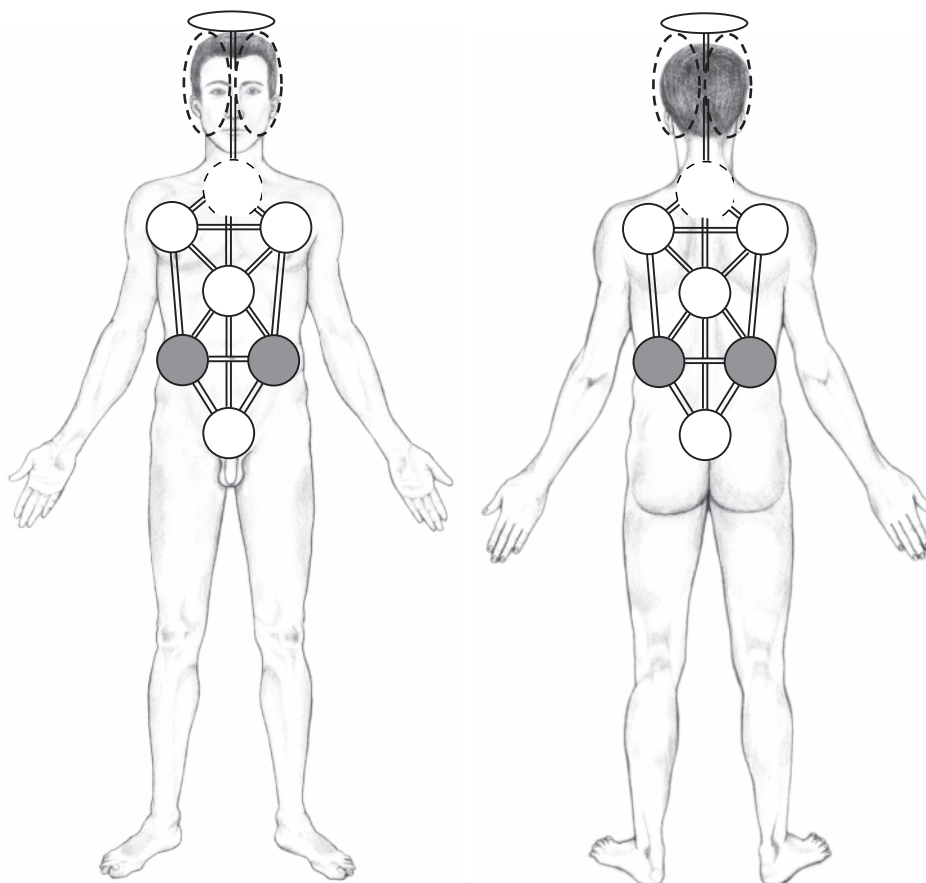
1. Position Daath up left..... crimson
- 2- Position Yesod down right..... light green
3. Position Daath up right..... turquoise
4. Position Yesod down left..... rose

At any time when we apply both Point programs we have to watch the reactions of the patient, although these are never too severe. The treatment shown above, applied in two consecutive sequences, one after the other, can cause flu-like symptoms, which dissolve after a short while.



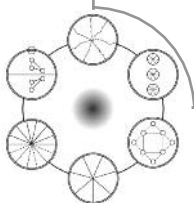
Program Point-Gamma on Hod and Netzah front and back with simultaneous application on the zones of both soles of the feet.

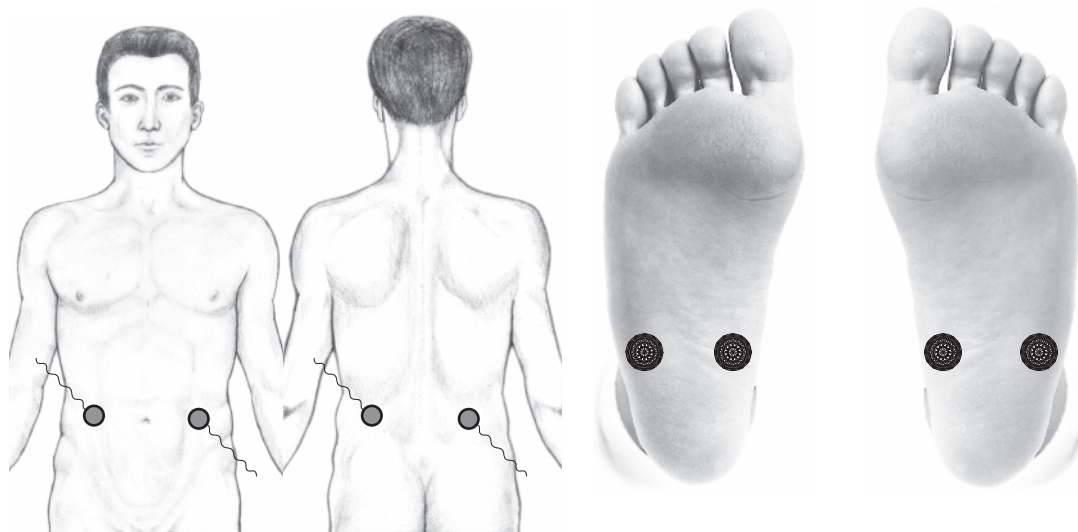
Basic levels of the rhythms



In the tree of life the sephirot Netzah and Hod represent the involuntary (Netzah) and voluntary rhythms (Hod). Therefore the positions of the sephirot on the body in the front represent all rhythms of life – also the brain rhythms – so we can also call them the basic levels of the rhythms. Of course it is known that the brain rhythms originate from the function of the thalamus (the thalami). It is also known that the tree of life and the sephirot projected on the body represent a higher level of reality. Here, especially in relation to the rhythms, the sephirot Hetzah and Hod are responsible for the exchange of living information.

We can always apply the short programs “Power Nap” and “Gamma short” there at the start of a treatment, but moreover the application of the frequency swing of all 5 rhythms of the brain has proven especially effective. As with the short programs this treatment has no specific indication and can be used at the beginning of a treatment for all diseases.



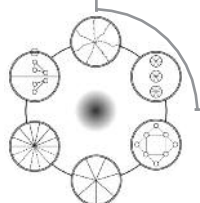


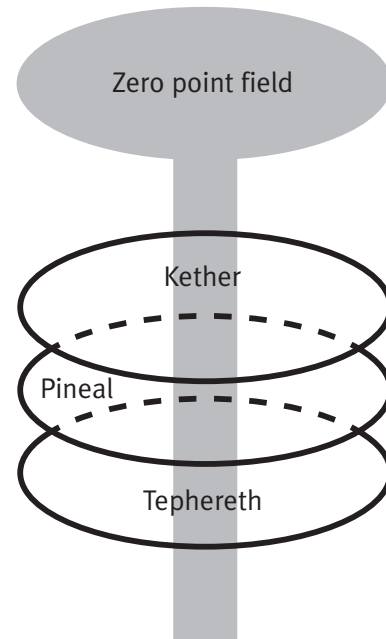
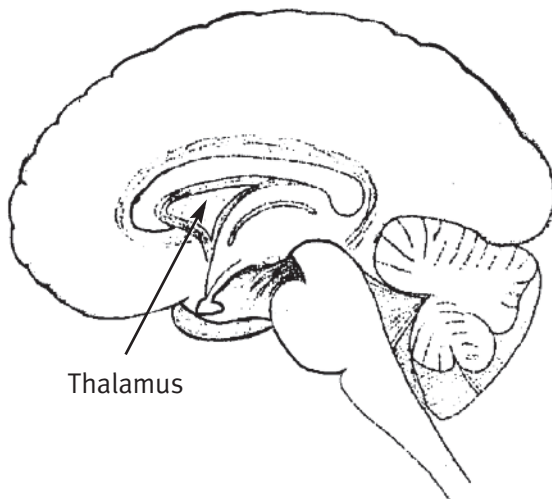
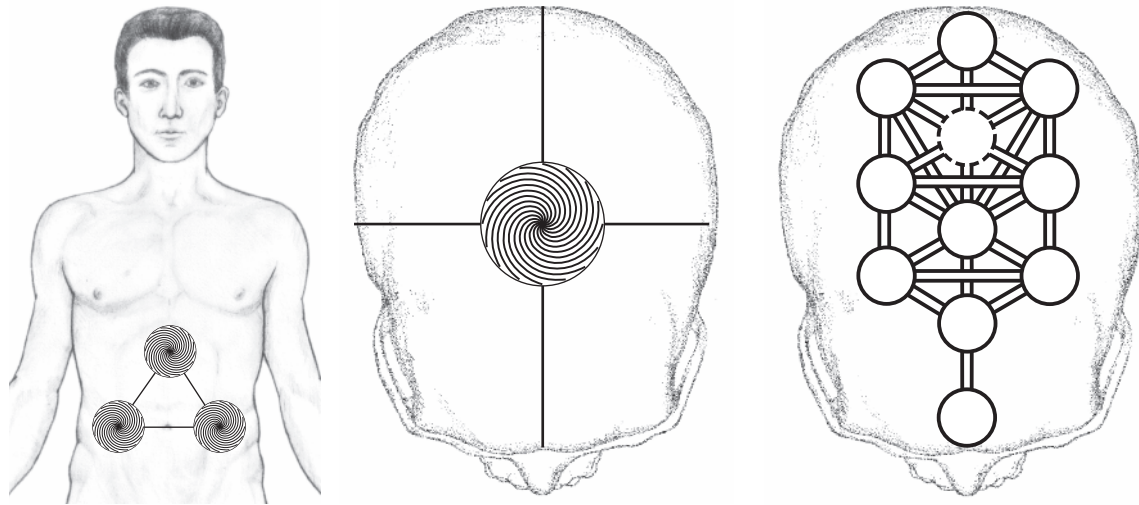
The four electrodes are placed on the positions Netzah and Hod in the front and in the back on the shadows of both sephirot. At the same time we place the soul-spirit crystals on the positions of both sephirot in the tree of life on the soles of the feet.

1. Left foot, outside..... crimson
2. Right foot, inside ..... light green
3. Right foot, outside ..... turquoise
4. Left foot, inside ..... rose

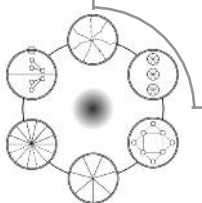
When using the Point programs one always starts first with the “Point-Combi”, this can then be alternated with the “Point-Gamma program”.

Starting from both sephirot Netzah and Hod, the question arises via which areas in the tree of life the induced programs are passed on. When we consider the supra-ordinate information, it seems to be the center of our being - in the tree of life it is the sephira Tipheret. In my opinion the 5th element ether is located here, which creates the four manifest elements fire – earth – air and water and keeps them in motion. In the direct connection to the middle of our brain (via the middle of the skullcap) we can observe direct connections to the thalamus. There the brain rhythms originate, without which life would not be possible. Following pictures should illustrate these thoughts.

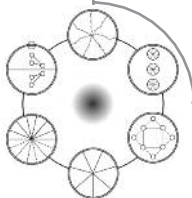




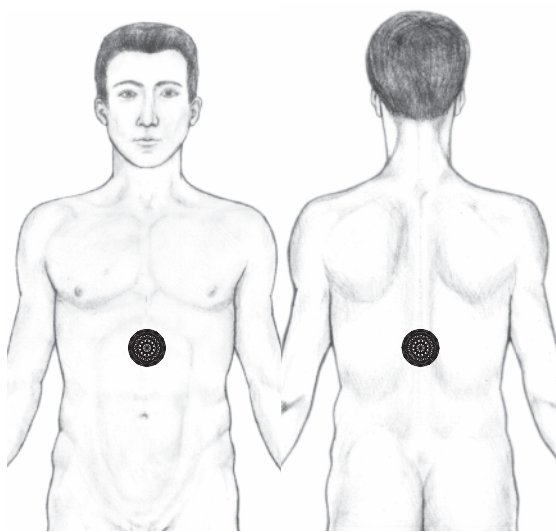
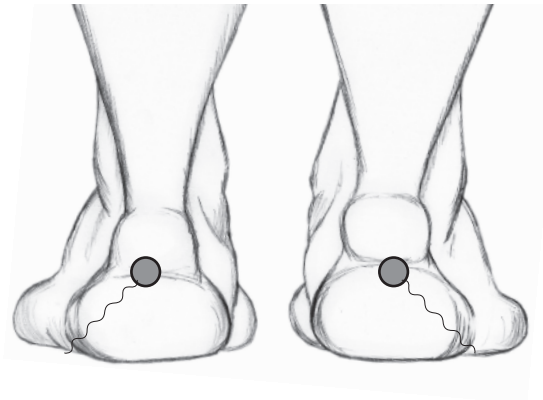
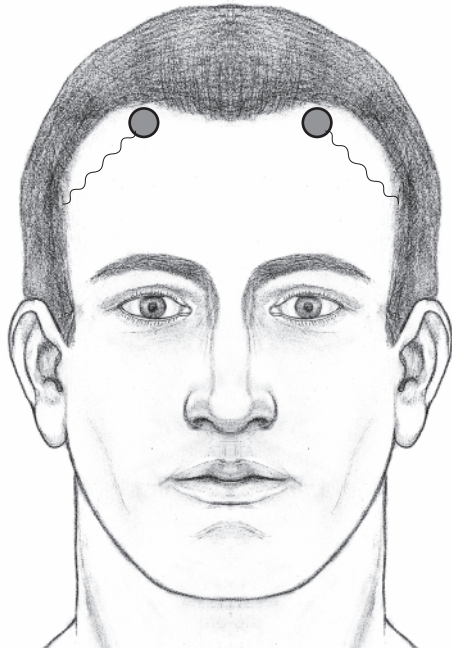
The area below the corpus callosum (bridge between the hemispheres) and the interconnected functions there all belong to the limbic system. The brain rhythms are a prerequisite for our human awakening to consciousness. The thalamus (thalami) is also seen as the gate to consciousness and because the brain rhythms are generated there, they not only are related to awakening of consciousness, but also to the individual situation of the human being. Both to his well-being and to his being indisposed, to sickness and pain. Any form or course of a sickness has a connection with the consciousness of this individual. This would mean that in this case always the brain rhythms as a whole have changed. This is the main premise of induction therapy. If the thalamus recognizes induced, system related impulses that correspond to it own original rhythm, it will induce the total human organism to swing in the normal brain wave rhythm. The frequency swings of both Point pro-



grams (just as in all induction programs) are especially meaningful here. Next the therapy with the Point programs relating to the thalamus and to the sephira Tepheret.

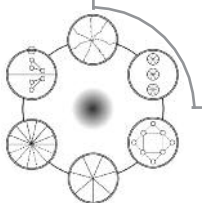


## The positions of thalamus and Tephoret



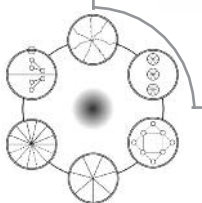
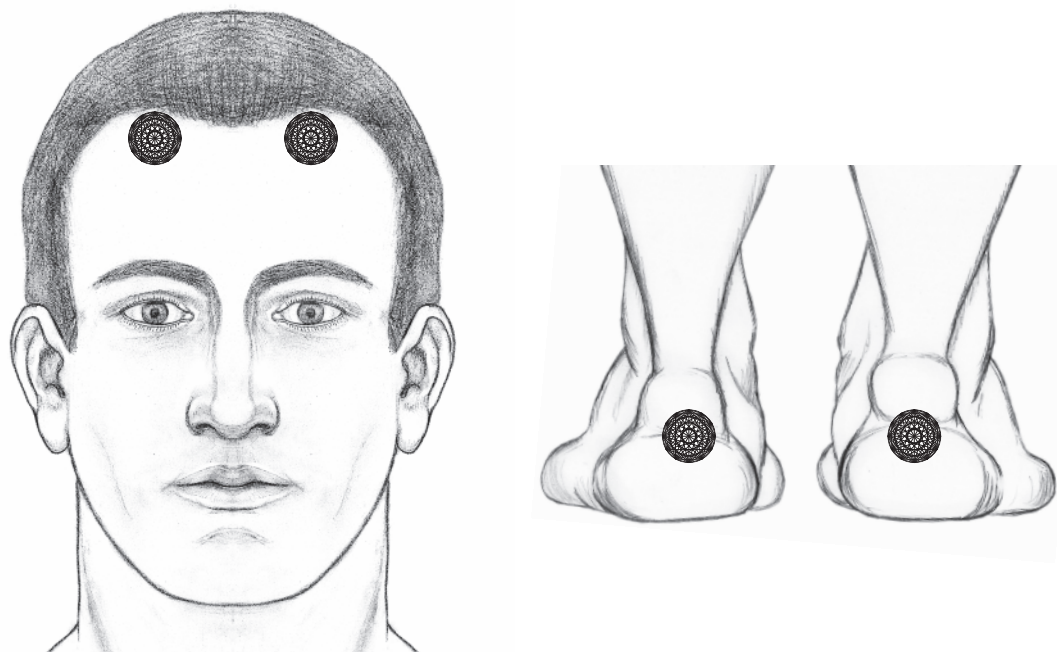
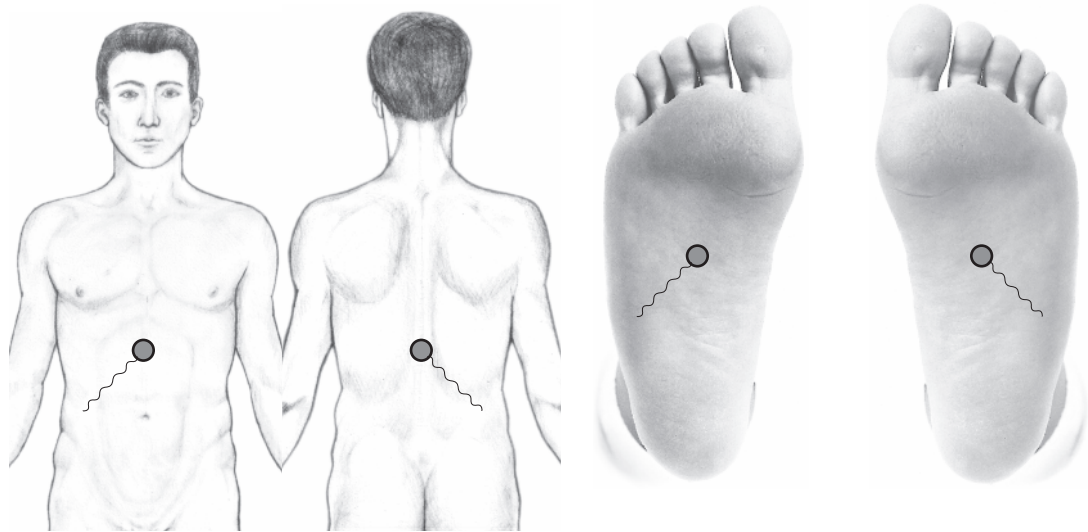
We start with the „Point-Combi” and induce the frequency swing on the thalamus points, at the hairline and on both heels. At the same time we place the soul-spirit crystals on the zones of Tephoret, both on the body and the soles of the feet.

1. Tephoret in the front ..... crimson
2. Tephoret on the sole of the right foot ..... light green
3. Tephoret on the back ..... turquoise
4. Tephoret on the sole of the left foot ..... rose



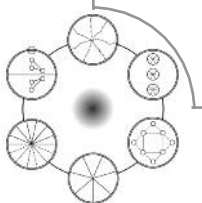


I regard this treatment as a starting therapy for all diseases, especially for the chronic pain syndrome. Also the next application, which we should not give on the same day, but alternately at the start of a next treatment. The difference is that the frequency swings of the “Point-Combi” are directed strongly at the beta-delta-alpha and theta frequencies. The frequency swings of the Point-Gamma programs also correspond to the four brain rhythms, but the priority in this program is directed at the gamma frequencies. Here the induction is directed at Tephoret, while the crystals are on the thalamus positions.



Both Point programs are excellent as a starting therapy for therapy resistant diseases. Via the thalamus connection it can recognize the disturbed rhythm that corresponds to the course of the disease. The frequency swing causes the connected systems to swing accordingly and any follow-up therapy will have a better result. The induction with the program Point-Gamma, as we can see in the pictures, is applied on the zones of Tephoret, the crystals are places on the thalamus points.

- 1. Thalamus point up left ..... crimson
- 2. Thalamus point heel right ..... light green
- 3. Thalamus point up right ..... turquoise
- 4. Thalamus point heel left ..... rose

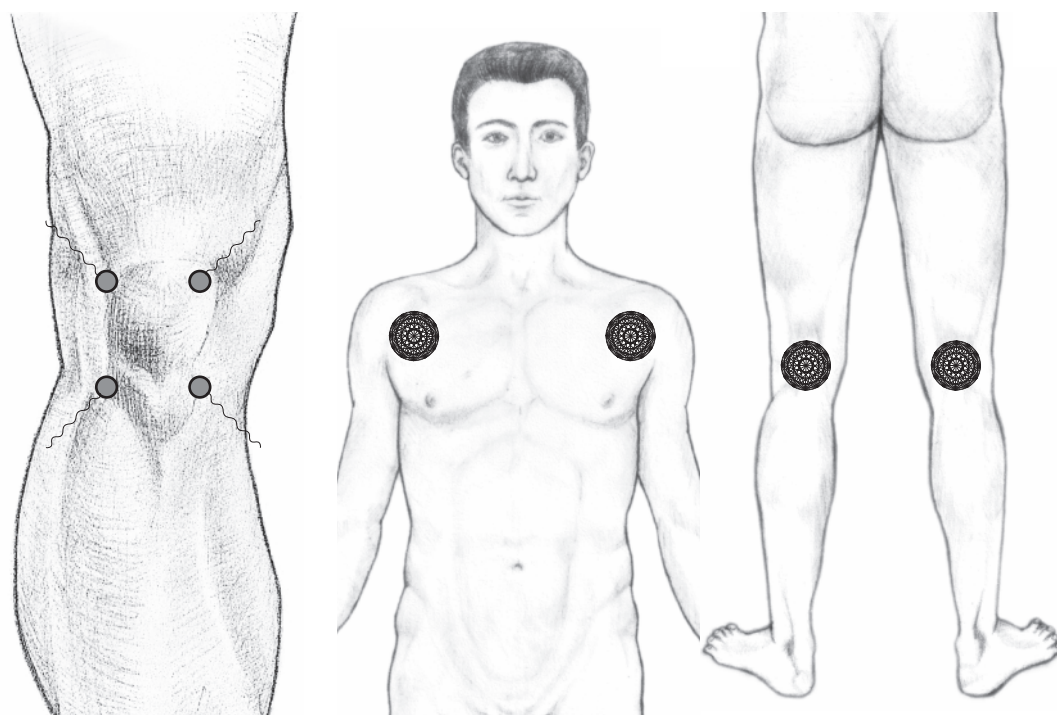


## Joint pain

In connection with what was said earlier we can reduce pain in the different segments with both Point programs. I would like to show 3 examples, which can also be used accordingly in other locations or segments.

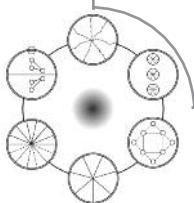
### 1. Knee joint

In our clinics we very often see pain in the knee joints. It always has to do with unconscious fear (unable to make a step forward). As a starting treatment before we apply other treatments, we should use the induction treatment as shown here.



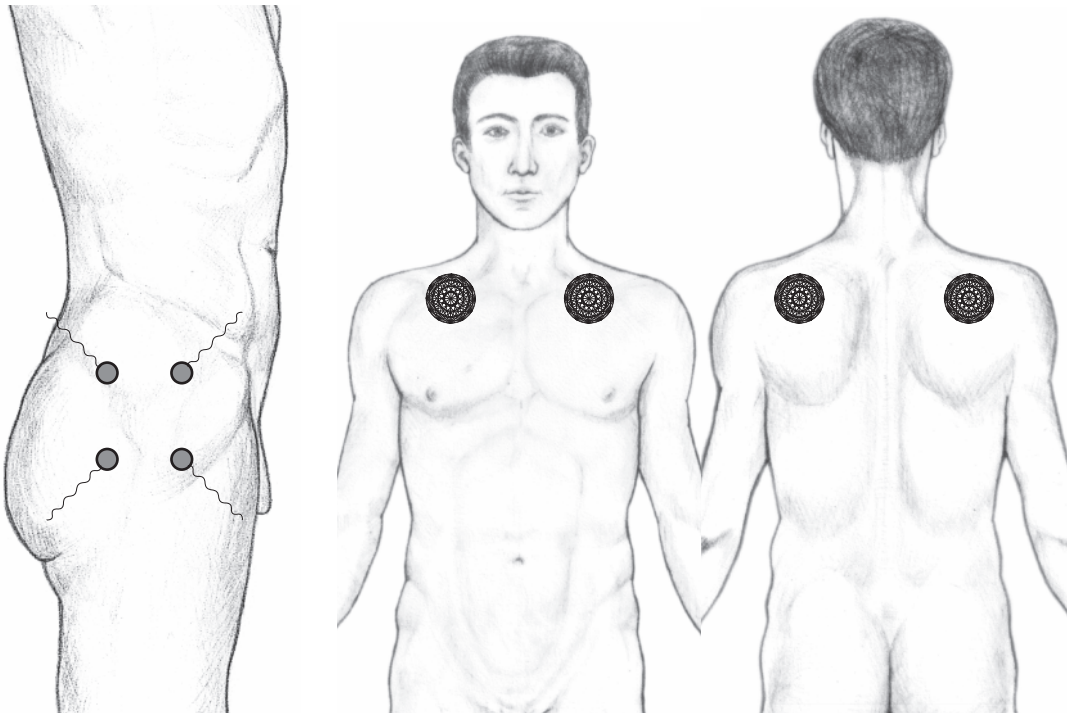
Let's assume we treat the right knee joint. At the edge of the kneecap the induction points lie at the diagonal line. Simultaneously we place the soul-spirit crystals on the fear zones in the front and on zones in the back of the knee.

1. Left front ..... crimson
2. Back of the knee, right ..... light green
3. Right front ..... turquoise
4. Back of the knee, left ..... rose



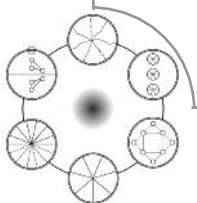
## 2. Hip joint

Pain and complaints in the hip joint we treat in a similar way as we did for the knee joint.



From the tip of the trochanter we measure 2 FW on the diagonal. Here are the positions for the Point program. Simultaneously we place the four soul-spirit crystals on the converter points for the hip joint in the front and the back.

1. Left front ..... crimson
2. Right back ..... light green
3. Right front ..... turquoise
4. Left back ..... rose



### 3. Back pain including lumbar spine and sacroiliac joints

In our clinics we often see pain in the lumbar spine area and the sacroiliac joints, radiating out to the groin and legs. It is very helpful to use the induction and crystal treatments before any other therapy is applied. Any follow-up treatment is more successful. The induction is given at the side of the spine at L4/5 and on the point of the sacroiliac joints that is painful to touch. Next the soul-spirit crystals are placed on the same positions.

1. Right up ..... crimson
2. Left down ..... light green
3. Left up ..... turquoise
4. Right down..... rose

The principle of treatment with the Point programs should now be clear. We can always select four corresponding zones to apply the induction. As I showed earlier, the induction has a special connection with the crystal therapy and here we can use the soul-spirit crystals or also the grey faceted crystals.

